


FAIRFIELD POLICE DEPARTMENT

Monthly Report – June 2020



Chief Christopher Lyddy

Fairfield Police Department

www.fpdct.com

This page intentionally left blank.

Section 1: Bureau / Division Reports

Noteworthy Police Work

Field Services Bureau

Other Items

Section 2: Statistical Activity Summary

Calls for Service Totals

Alarm response Summary

Motor Vehicle Activity

Parking Ticket Summary

Criminal Arrest Summary

Domestic Violence Arrest Summary

Calls for Service Breakdown Report

Section 1: Bureau / Division Reports

Noteworthy Police Work

Sergeant Irizarry recognized Officer Beattie for his investigative work during a theft from a motor vehicle which resulted in the identification of the suspect vehicle.

Sergeant Riendeau recognized Officer Zerella, Officer Colwell, Detective Fucci and Detective Clark for their work investigating alleged illegal drug and prostitution activity out of a home in Fairfield. Their work revealed that multiple convicted felons were parking on the dead end street on a nightly basis and that these cars were involved in drug sales and prostitution. They worked with area residents and developed probable cause to arrest several subjects for possession of crack cocaine, heroin, PCP and ecstasy as well as prostitution.

Officer of the Quarter

Christopher J. Rubis

On June 9, 2020, the Lieutenants and Sergeants of the Patrol Division met and after careful deliberation, unanimously nominated Officer Christopher J. Rubis as their choice for Officer of the Quarter (OOQ) for the duty period of 15 July 2020 - 14 October 2020.

Among the many traits they identified was his calm humble demeanor, matched by a strong confidence, along with his persistent work ethic, initiative, investigative skills, judgement, reliability and professionalism. Officer Rubis sets an example for others to follow and has earned the confidence and trust of all his supervisors. His hard work and dedication reflect great credit upon himself, our profession, and the Fairfield Police Department. As a result, he is most deserving of the Officer of the Quarter Award.

Retirement

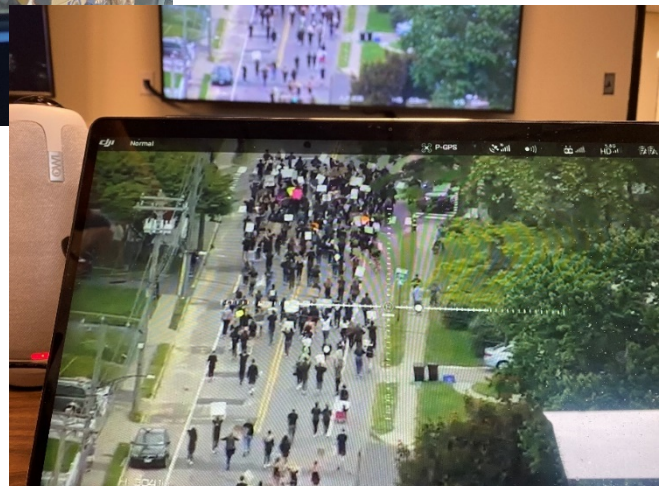

Assistant Animal Control Officer William McDonagh retired after 19 years of service with Fairfield Animal Control.



Sergeant Paris, Bill McDonagh, Deputy Chief Smith and ACO Miller

Protests

Members of the Fairfield Police Department responded to several protests within Fairfield and assisted surrounding departments with protests in their city/towns. The protests were peaceful.



Field Services

20-19447 | 10:11 AM | | Irizarry, H | I95 Nb 23 To 24/Meadowbrook Rd

Sgt. Irizarry reported hearing over the police hotline that a shooting occurred in Norwalk, in which a subject was shot by a pistol in the stomach. The description given was four black males in a dark Kia Optima with NY or NJ plates. Sgt. Irizarry requested area exit ramps covered at this time.

Detective Nadeau first spotted the vehicle exiting I-95 at exit 23. Sergeant Irizarry, Officer Bennett and Officer Letsch were in the area. Sergeant Irizarry observed the vehicle traveling at a high rate of speed onto Kings Highway East near Circle East where he initiated a pursuit and was joined by Officer Jenkins and Officer Letsch. Officers lost sight of the vehicle as the pursuit headed into Bridgeport. Sergeant Irizarry located the vehicle abandoned, with a mask in close vicinity of the vehicle, near Central High school where the suspect had entered the school. The suspect was captured exiting the school after a perimeter was set by Sergeant Irizarry. He was apprehended without incident.

A gun was recovered on Kings Highway East near Villa Avenue by Officer Beattie and Officer Rubis. Dispatcher Erazmus did a great job assisting the officers identifying streets through Bridgeport that Sergeant Irizarry called out during the pursuit. She also had a current list of all officers involved. The suspect subsequently confessed to the shooting and was turned over to Norwalk PD.

20-21264 | 12:31 PM | | Rubis, C | 00210 Jennings Rd

Patrols responded to a suicidal subject who ran from the house. Patrol officers and members of the detective bureau searched the area and finally located the person on I-95. All traffic was stopped on I-95 and he was taken into custody and transported to St. Vincent's hospital for psychiatric evaluation.

20-21123 | 11:22 PM | Assistance | Kaesmann, E | 00001 I95 Sb 21 To 20 Expy

Patrols assisted State Police in locating a suspect who fled from a crash on I-95 in which he was driving in the wrong direction. The suspect was located and taken into custody

20-20892 | 9:19 PM | | Kline, J | Bridgeport Hospital

Mutual Aid Requested Via Hotline.

Bridgeport had multiple shooting victims from the same shooting incident show up at Bridgeport Hospital Emergency Room. Bridgeport Police expected large crowds and possible retaliation, so mutual aid was requested from several towns to guard the perimeter and all entrances and exits to the hospital. Two of our officers and a supervisor responded to assist.

File 20-16312 & 20-17893:

Information was that a subject was arranging drug deals and placing the drugs in his grandfather's mailbox on Church Hill Road, which would then get picked up by the buyer. The Quality of Life Unit conducted surveillance and observed the activity, conducted a motor vehicle stop and recovered the purchased marijuana from the buyer. They obtained a detailed admission and obtained a sworn written statement from the buyer.

An arrest warrant was completed for the charges of Sale of Marijuana, Possession of Marijuana ½ ounce or more. Additionally a search warrant was obtained.

During the search warrant 55.8 grams of marijuana, packaging, paraphernalia, psychedelic mushrooms, LSD, \$810 in cash was located.

As a result the suspect was arrested for Possession of more than ½ ounce of marijuana, (2) counts of Possession of Hallucinogenic Substance, Possession with intent to sell Marijuana, Possession of Drug Paraphernalia. Released on \$2500 bond.

Special Services Bureau

<i>Traffic Safety Unit</i>	Jan	Feb	Mar	Apr	May	Jun	Jul	Aug	Sep	Oct	Nov	Dec
<i>Traffic Stops</i>	492	292	99	0	167	113						
<i>Infractions Issued</i>	188	95	20	0	0	1						
<i>Misdemeanor Summons</i>	10	6	5	0	1	1						
<i>Accidents Investigated</i>	16	30	15	0	13	28						
<i>Child Seat Installations</i>	14	34	15	0	0	2						
<i>DUI Arrests</i>	0	2	1	0	0	0						

<i>Traffic Crash Unit</i>	Jan	Feb	Mar	Apr	May	Jun	Jul	Aug	Sep	Oct	Nov	Dec
<i>Accidents Investigated</i>	73	51	40	20	20	43						
<i>Accidents with Injuries</i>	4	6	5	0	1	6						
<i>Search Warrants</i>	3	0	4	4	5	2						
<i>Arrest Warrants</i>	1	1	0	0	3	1						
<i>Misdemeanor Summons</i>	3	2	6	0	3	8						
<i>Infractions Issued</i>	17	8	18	11	7	15						
<i>Fatalities</i>	0	0	1	0	1*	0						

<i>Animal Control</i>	Jan	Feb	Mar	Apr	May	Jun	Jul	Aug	Sep	Oct	Nov	Dec
<i>Complaints</i>	65	70	68	66	92	127						
<i>Wildlife Complaints</i>	23	30	34	32	39	78						
<i>Animals Tested for Rabies</i>	0	1	5	0	1	3						
<i>Animals Positive / Rabies</i>	0	0	1	0	0	0						
<i>Animal Bites</i>	2	1	2	1	2	1						
<i>Written Warnings</i>	4	4	2	4	8	5						
<i>Infractions</i>	1	1	0	2	0	1						
<i>Misdemeanors</i>	0	0	0	0	1	0						

Lake Mohegan Enforcement: Periodic patrols conducted.

Animal Control is allowing the public to come in to see the dogs/cats by appointment only. Several bear sightings were reported in the north areas of town. Numerous snapping turtle complaints were received due to egg laying season.

<i>Marine Unit</i>	April	May	JUN	JUL	AUG	SEPT	OCT
<i>Complaints</i>	5	12	19				
<i>Boats Towed</i>	0	1	2				
<i>Written Warnings</i>	0	0	0				
<i>Arrests</i>	0	0	0				
<i>Safety Inspections</i>	0	1	4				
<i>Total Calls For Service</i>	6	13	23				
<i>Hours Underway</i>	2	10	75				
<i>Community Events</i>	0	0	1				
<i>Location Checks</i>	1	12	3				
<i>Fatalities</i>	0	0	0				

Traffic Enforcement Targeted Areas

- Valley Road
- Burr Street
- Redding Road
- Fairfield Beach Road
- Melville Avenue
- South Pine Creek Road
- Sturges Highway
- Black Rock Turnpike
- Stratfield Road
- Cascade Drive
- Springer Road
- Mill Plain Road
- Congress Street
- Rowland Road
- Pequot Avenue
- Westport Turnpike

Other Activities

- Beach Parking Tags
- Enforced beach and park closures
- Mutual Aid for Protests
- Fairfield High School Graduations Jennings Beach
- Assist Bridgeport PD Double Fatal Crash - Crash Reconstruction
- Assist Bridgeport PD Motorcycle Fatal Crash - Crash Reconstruction
- Serious Crash Investigation - Crash Reconstruction

Administrative Services Bureau

Training

- Municipal Local Traffic Authority
- Sexual Harassment
- Bloodborne Pathogens
- HazMat

Due to COVID-19 all in-person training is still cancelled.

Emergency Communications Center

	Jan	Feb	Mar	Apr	May	Jun	Jul	Aug	Sep	Oct	Nov	Dec
<i>Total Incoming Calls</i>	7,117	6,746	6,586	6,010	7,053	8,098						
<i>Total 911 Calls</i>	1,566	1,622	1,353	1,724	1,430	1,771						
<i>Total Outgoing Calls</i>	1,825	1,796	1,729	1,157	1,970	2,160						
<i>Total CSFs Processed</i>	3,816	3,419	3,237	4,079	3,678	3,130						
<i>% 911 Calls Under 10 Sec</i>	95.95	95.31	96.33	97.23	96.43	96.32						

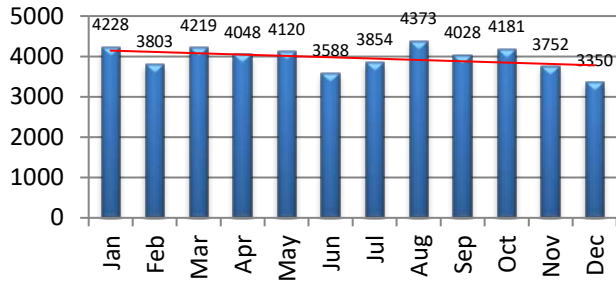
Section 3: Statistical Activity Summary

TOTAL CALLS FOR SERVICE

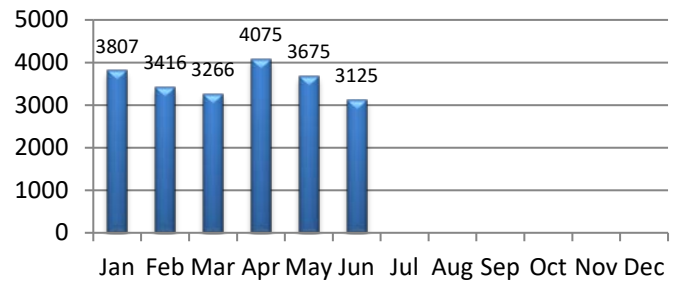
Calls for Service	Jan	Feb	Mar	Apr	May	Jun	Jul	Aug	Sep	Oct	Nov	Dec	YTD
2019	4228	3803	4219	4048	4120	3588	3854	4373	4028	4181	3752	3350	47,544
2020	3807	3416	3266	4075	3675	3125							21,364

Note: Includes miscellaneous calls that may not be listed under the call analysis section

Calls For Service - 2019



Calls for Service - 2020

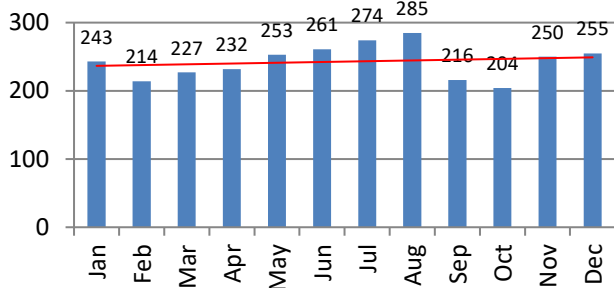


ALARM RESPONSE SUMMARY

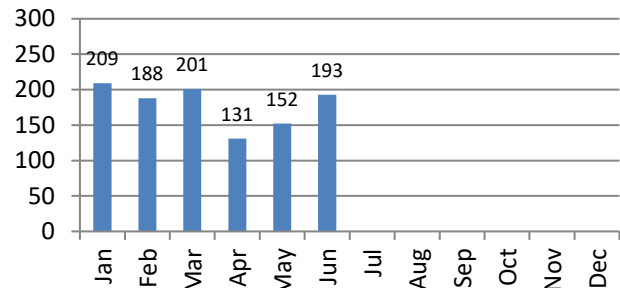
Total Alarms	Jan	Feb	Mar	Apr	May	Jun	Jul	Aug	Sep	Oct	Nov	Dec	YTD
2019	243	214	227	232	253	261	274	285	216	204	250	255	2,914
2020	209	188	201	131	152	193							1,074

False Alarms	Jan	Feb	Mar	Apr	May	Jun	Jul	Aug	Sep	Oct	Nov	Dec	YTD
2019	243	211	227	232	250	261	274	283	215	203	250	254	2,903
2020	209	182	201	131	152	192							1,067

Alarms - 2019



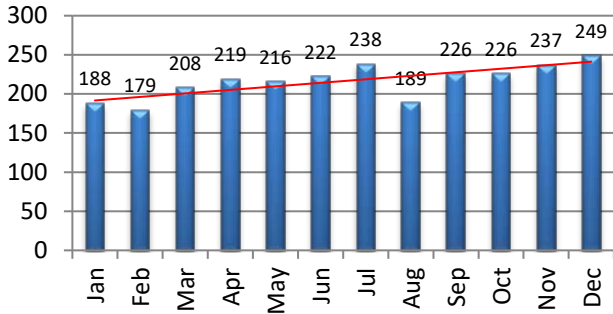
Alarms - 2020



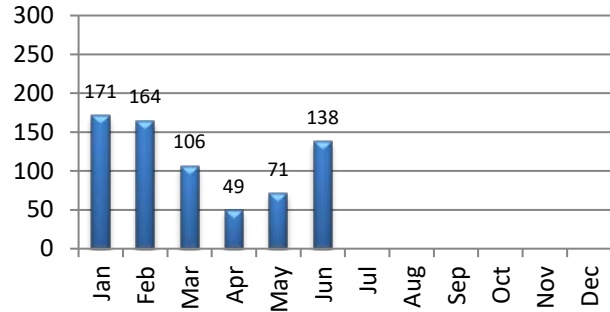
MOTOR VEHICLE ACTIVITY

MV Accidents	Jan	Feb	Mar	Apr	May	Jun	Jul	Aug	Sep	Oct	Nov	Dec	YTD
2019	188	179	208	219	216	222	238	189	226	226	237	249	2,597
2020	171	164	106	49	71	138							699

Motor Vehicle Accidents - 2019



Motor Vehicle Accidents - 2020



MV Enforcement	Jan	Feb	Mar	Apr	May	Jun	Jul	Aug	Sep	Oct	Nov	Dec	YTD
Warnings - 2019	328	325	310	254	273	223	269	353	294	328	278	222	3,457
2020	438	305	109	4	214	129							1,199

Infractions - 2019	317	290	315	575	367	171	279	675	199	249	258	103	3,798
2020	220	125	24	3	5	4							381

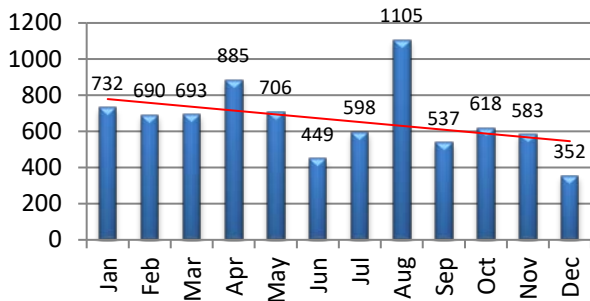
Misdemeanor - 2019	65	55	48	46	53	42	37	59	29	25	33	24	516
2020	34	18	14	0	1	1							68

Custodial - 2019	13	12	7	9	6	13	8	9	8	8	5	6	104
2020	5	5	2	0	2	1							15

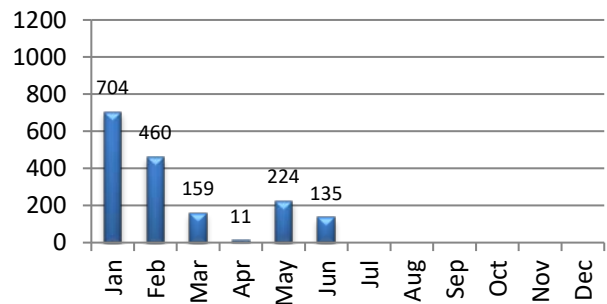
DUI Arrests - 2019	9	5	6	8	5	9	3	9	6	8	9	10	87
2020	4	7	4	1	2	6							24

MV Contacts - 2019	732	690	693	885	706	449	598	1105	537	618	583	352	7,948
2020	704	460	159	11	224	135							1,693

MV Contacts - 2019



MV Contacts - 2020



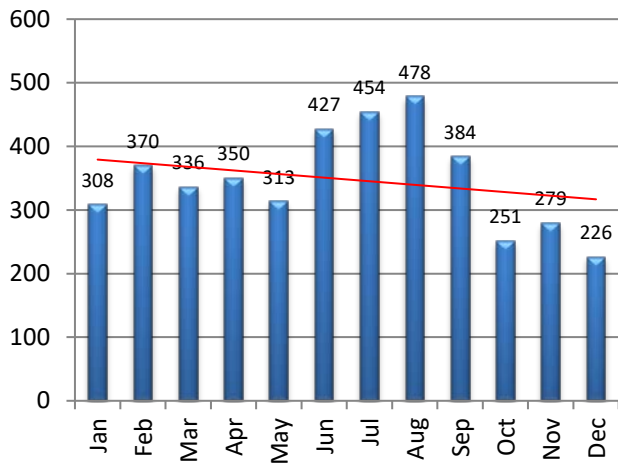
MV Enforcement: Type	Jan	Feb	Mar	Apr	May	Jun	Jul	Aug	Sep	Oct	Nov	Dec	YTD
Speeding Violations	158	92	20	0	3	5							278
Seatbelt Violations	3	1	1	0	0	0							5
Registration Violations	51	35	10	0	1	0							97
License Violations	8	11	14	2	1	5							41
Distracted Driving	3	7	4	0	0	2							16
Suspended Licence	18	11	7	1	2	0							39
Stop Sign Violations	83	22	15	2	26	10							158
Traffic Light Violation	6	9	2	0	3	2							22

The above incidents are a overview of common violations. These statistics are not the only motor vehicle enforcement actions taken. The above show top 6 violations for the month.

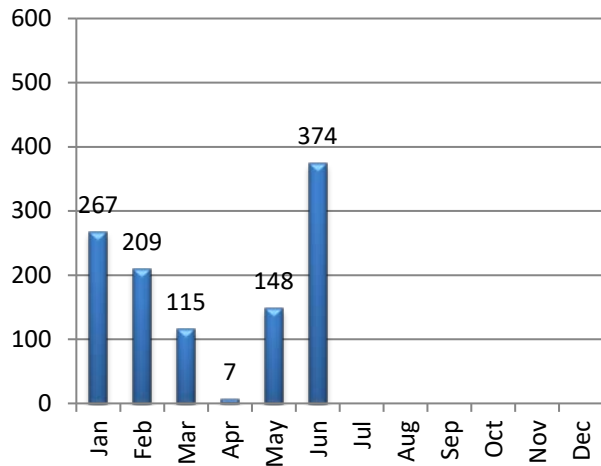
PARKING TICKET SUMMARY

Total Issued	Jan	Feb	Mar	Apr	May	Jun	Jul	Aug	Sep	Oct	Nov	Dec	YTD
2019	308	370	336	350	313	427	454	478	384	251	279	226	4176
2020	267	209	115	7	148	374							1120

Parking Tags Issued 2019



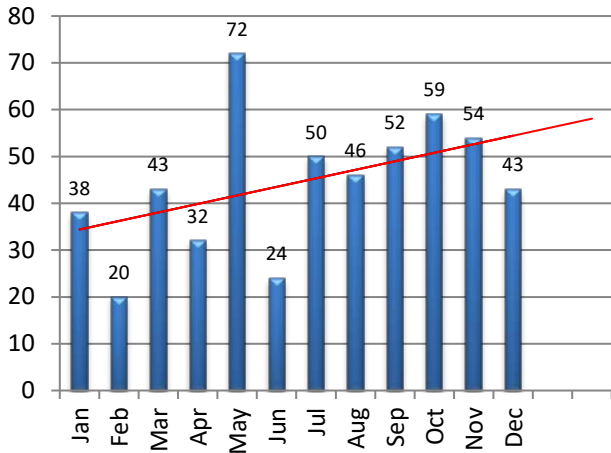
Parking Tags Issued - 2020



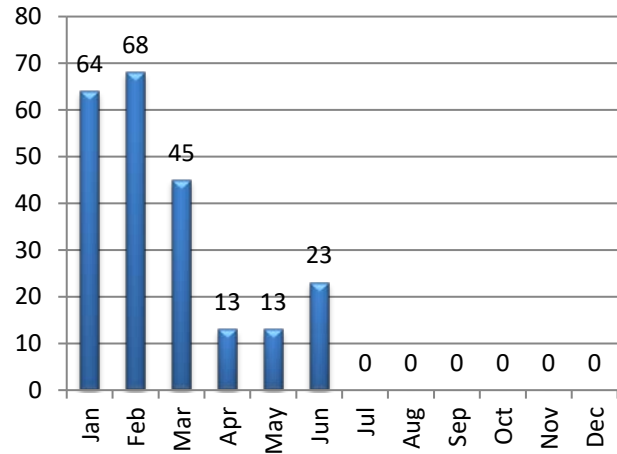
CRIMINAL ARREST SUMMARY

Criminal Arrests by Month	Jan	Feb	Mar	Apr	May	Jun	Jul	Aug	Sep	Oct	Nov	Dec	YTD
Larceny - 2019	26	7	28	23	46	19	31	33	34	44	37	32	360
2020	46	52	32	6	10	14							160
Vandalism - 2019	3	1	1	0	10	1	1	1	1	1	1	2	23
2020	2	3	10	4	0	2							21
MV Theft / Attempt - 2019	0	1	0	0	0	0	1	0	1	0	0	0	3
2020	1	0	0	0	1	0							2
Burglary / Attempt - 2019	6	9	8	1	8	0	10	3	11	8	5	6	75
2020	12	7	1	2	2	3							27
Assault - 2019	3	2	5	6	5	4	5	5	3	6	11	3	58
2020	2	6	2	1	0	4							15
Robbery - 2019	0	0	1	2	3	0	2	4	2	0	0	0	14
2020	1	0	0	0	0	0							1
2019	38	20	43	32	72	24	50	46	52	59	54	43	533
2020	64	68	45	13	13	23	0	0	0	0	0	0	226

Total Criminal Arrests - 2019



Total Criminal Arrests - 2020



Domestic Violence Arrests	Jan	Feb	Mar	Apr	May	Jun	Jul	Aug	Sep	Oct	Nov	Dec	YTD
2020	8	6	9	2	8	4							37

CALLS FOR SERVICE BREAKDOWN

		Jan	Feb	Mar	Apr	May	Jun	Jul	Aug	Sep	Oct	Nov	Dec	Total
911 HANG UP	2019	6	8	9	7	10	5	5	6	11	11	3	8	89
	2020	7	7	7	2	3	13							39
ABANDONED MOTOR VEHICLE	2019	9	8	14	6	4	9	14	5	7	5	10	4	95
	2020	7	7	5	4	7	4							34
AIRCRAFT CRASH	2019	0	0	0	0	0	0	0	0	0	0	0	0	0
	2020	0	0	0	0	0	0							0
AIRPLANE ACCIDENT	2019	0	0	0	0	0	0	0	0	0	0	0	0	0
	2020	0	0	0	0	0	0							0
ALARM	2019	0	0	0	0	0	0	0	1	0	0	0	0	1
	2020	0	0	0	0	0	0							0
ALARM EXCUSED	2019	0	3	0	0	3	0	1	1	1	1	0	1	11
	2020	0	6	0	0	0	0							6
ALARM FALSE	2019	243	211	227	232	250	261	273	283	215	203	250	254	2902
	2020	209	182	201	131	152	193							1068
ANIMAL COMPLAINT	2019	66	73	117	90	103	125	120	127	100	99	76	61	1157
	2020	57	84	84	73	86	125							509
ANIMAL RESCUE	2019	0	2	1	1	0	3	2	0	1	0	1	0	11
	2020	0	0	0	1	1	3							5
ANY SITUATION	2019	8	14	7	6	13	9	16	11	1	10	15	5	115
	2020	6	1	10	6	3	13							39
ASSAULT	2019	2	3	4	2	3	1	0	3	2	1	5	1	27
	2020	1	4	2	0	0	3							10
ASSAULT IN PROGRESS	2019	0	0	0	0	0	0	0	0	0	0	0	0	0
	2020	0	0	0	0	0	0							0
ASSISTANCE	2019	186	180	174	171	181	186	177	171	216	210	175	156	2183
	2020	163	159	107	106	134	151							820
BANK ESCORT	2019	22	15	21	22	22	20	22	22	19	22	16	21	244
	2020	23	19	22	18	11	12							105
BOAT CRASH	2019	0	0	0	0	0	0	0	0	0	0	0	0	0
	2020	0	0	0	0	0	0							0

		Jan	Feb	Mar	Apr	May	Jun	Jul	Aug	Sep	Oct	Nov	Dec	Total
BOAT FIRE (AT DOCK)	2019	0	0	0	0	0	0	0	0	0	0	0	0	0
	2020	0	0	0	0	0	0							0
BOMB THREAT	2019	0	0	0	0	0	0	0	0	0	0	0	0	0
	2020	0	0	0	0	0	0							0
BREACH OF PEACE	2019	46	35	54	37	54	67	43	53	52	51	50	39	581
	2020	40	49	46	42	64	45							286
BURGLARY	2019	0	3	1	2	1	1	1	1	1	1	0	5	17
	2020	2	3	0	0	0	1							6
BURGLARY - RESIDENCE	2019	2	1	1	0	4	1	6	2	1	0	0	0	18
	2020	8	1	1	2	2	2							16
BURGLARY - COMMERCIAL	2019	4	1	3	0	0	6	4	2	3	3	0	0	26
	2020	1	5	3	2	0	2							13
BURGLARY - GARAGE	2019	1	0	0	0	0	0	1	5	0	3	0	3	13
	2020	2	2	1	0	4	2							11
BURGLARY - SCHOOL	2019	0	0	0	0	0	0	0	0	0	0	0	0	0
	2020	1	1	0	0	1	0							3
BURGLARY ATTEMPT	2019	1	1	0	1	1	0	0	2	1	1	1	0	9
	2020	0	0	0	0	0	0							0
BURGLARY ATTEMPT - RESIDENCE	2019	0	0	1	0	3	1	5	1	1	2	0	0	14
	2020	0	1	0	1	1	0							3
BURGLARY ATTEMPT - COMMERCIAL	2019	0	0	2	0	0	0	0	1	1	2	0	0	6
	2020	0	3	2	0	0	1							6
BURGLARY ATTEMPT - SCHOOL	2019	0	0	0	0	0	0	0	0	0	0	0	0	0
	2020	0	1	0	0	0	0							1
BURGLARY IN PROGRESS	2019	0	0	0	0	0	0	0	0	0	0	0	0	0
	2020	1	0	0	0	0	0							1
BUSINESS/LOCATION CHECK	2019	1352	1192	1271	1086	1096	761	703	888	985	1047	823	745	11949
	2020	937	929	1323	2289	1335	665							7478
CANCEL 911 HANG-UP	2019	0	2	1	0	3	1	0	0	1	0	0	1	9
	2020	1	1	1	1	1	0							5
CANCELLED ALARM	2019	51	49	46	42	61	63	44	59	47	45	53	48	608
	2020	58	55	54	35	41	36							279

		Jan	Feb	Mar	Apr	May	Jun	Jul	Aug	Sep	Oct	Nov	Dec	Total
COMMUNITY EVENT	2019	46	42	25	39	64	43	46	34	85	91	108	29	652
	2020	28	37	24	8	6	26							129
DEAD ANIMAL ON ROADWAY	2019	2	0	2	2	1	4	1	2	4	6	4	0	28
	2020	1	4	2	5	5	2							19
DEAD ON ARRIVAL	2019	2	2	3	6	0	3	5	4	1	3	4	2	35
	2020	2	3	2	4	3	1							15
DOOR UNLOCKED	2019	11	5	5	6	6	3	2	4	10	10	6	3	71
	2020	6	6	2	2	0	3							19
DROWNING	2019	0	0	0	0	0	0	0	1	0	0	0	0	1
	2020	0	0	0		0	0							0
EMERGENCY MEDICAL CALL	2019	272	264	261	272	263	262	256	263	274	267	312	290	3256
	2020	251	348	242	297	314	295							1747
ESCAPE	2019	0	0	0	0	0	0	0	0	0	0	0	0	0
	2020	0	0	0	0	0	0							0
FIRE	2019	0	2	1	0	0	0	0	0	0	0	0	1	4
	2020	0	0	0	0	0	1							1
FIREWORKS COMPLAINT	2019	1	0	3	0	11	8	29	5	3	2	0	2	64
	2020	1	0	3	1	10	47							62
FOLLOW UP INVESTIGATION	2019	1	1	2	0	0	0	0	0	0	1	0	0	5
	2020	0	0	0	0	0	0							0
FUNERAL ESCORT	2019	28	13	10	12	15	16	20	15	17	13	20	17	196
	2020	20	12	13	6	4	4							59
GPS ALERT	2019	0	0	0	0	1	5	0	0	0	0	0	0	6
	2020	0	0	0	0	0	0							0
HARASSMENT	2019	16	16	13	12	18	14	14	10	15	15	14	10	167
	2020	16	14	8	7	17	22							84
HOMICIDE	2019	0	1	0	0	0	0	0	0	0	0	0	0	1
	2020	0	0	0	0	0	0							0
ICE / WATER RESCUE	2019	0	0	0	0	0	0	0	0	0	0	0	0	0
	2020	0	0	0	0	0	0							0
INFORMATION	2019	30	20	46	30	33	45	18	31	34	38	30	27	382
	2020	46	45	98	372	298	82							941

		Jan	Feb	Mar	Apr	May	Jun	Jul	Aug	Sep	Oct	Nov	Dec	Total
INTOXICATED SUBJECT	2019	4	5	11	8	3	7	5	4	18	4	6	3	78
	2020	7	4	4	1	4	2							22
INVESTIGATION	2019	140	118	157	140	202	155	151	184	193	187	178	168	1973
	2020	155	148	117	94	158	185							857
INVESTIGATION- SENIOR CITIZEN	2019	0	1	2	0	0	1	1	0	1	1	0	1	8
	2020	1	0	2	1	0	2							6
INVESTIGATION-ARREST	2019	1	0	7	1	3	1	0	7	2	1	1	1	25
	2020	0	3	1	0	2	0							6
INVESTIGATION-BAD CHECK	2019	1	0	0	0	0	0	0	0	0	0	0	0	1
	2020	0	0	0	0	0	1							1
INVESTIGATION-COUNTERFEIT	2019	2	1	0	0	1	2	2	0	0	1	2	1	12
	2020	2	1	2	1	1	0							7
INVESTIGATION-CREDIT CARD FRAUD	2019	3	3	3	2	1	1	2	1	2	1	1	1	21
	2020	4	3	1	0	1	0							9
INVESTIGATION-FINANCIAL CRIME	2019	0	2	2	0	3	2	1	2	0	3	4	1	20
	2020	0	0	5	1	1	1							8
INVESTIGATION-FORGERY	2019	3	0	2	2	6	9	3	2	1	2	3	0	33
	2020	4	4	1	0	0	2							11
INVESTIGATION-INTERNET CRIME	2019	4	0	3	1	3	3	4	0	0	4	0	1	23
	2020	0	1	0	0	0	2							3
INVESTIGATION-WARRANT ARREST	2019	13	13	17	20	12	9	14	6	14	13	8	17	156
	2020	17	12	2	0	2	1							34
LARCENY IN PROGRESS	2019	1	0	0	0	0	0	2	1	0	0	0		4
	2020	1	0	0	0	0	1							2
LARCENY/THEFT	2019	16	21	19	27	17	23	32	21	28	30	13	32	279
	2020	22	11	15	5	12	30							95
LARCENY-EMPLOYEE THEFT	2019	4	0	1	1	0	2	2	0	0	0	1		11
	2020	0	0	0	0	0	0							0
LARCENY-IDENTITY THEFT	2019	14	5	8	10	6	10	15	9	5	7	9	2	100
	2020	13	4	6	7	9	5							44
LOCKOUT	2019	0	0	0	0	0	0	0	0	0	0	0		0
	2020	0	0	0	0	0	1							1

		Jan	Feb	Mar	Apr	May	Jun	Jul	Aug	Sep	Oct	Nov	Dec	Total
M.V. ACCIDENT	2019	166	154	183	194	183	193	214	169	201	203	218	222	2300
	2020	150	153	94	44	63	119							623
M.V. ACCIDENT WITH INJURIES	2019	25	25	25	25	33	28	24	20	24	23	20	27	299
	2020	21	11	12	5	8	19							76
MASS CASUALTY INCIDENT	2019	0	0	0	0	0	0	0	0	0	0	0	0	0
	2020	0	0	0	0	0	0							0
MEDICAL ALARM	2019	1	2	3	3	4	1	2	3	3	2	1	2	27
	2020	3	0	2	4	0	0							9
MENTAL PATIENT	2019	10	3	5	3	1	4	9	2	3	4	1	4	49
	2020	3	1	1	14	7	6							32
MISSING PERSON	2019	1	3	4	1	3	5	0	3	2	2	1	4	29
	2020	3	5	1	3	4	2							18
NARCOTIC VIOLATION IN PROGRESS	2019	0	0	0	0	0	0	0	0	0	1	0	0	1
	2020	1	0	0	0	0	0							1
NARCOTICS VIOLATION	2019	4	6	4	2	2	3	11	5	2	12	7	4	62
	2020	4	4	3	0	3	0							14
NOISE COMPLAINT	2019	18	11	15	20	36	42	33	37	58	45	34	17	366
	2020	14	10	10	12	65	56							167
OFFICER NEEDS ASSISTANCE	2019	0	0	0	0	0	0	0	0	0	0	0	0	0
	2020	0	0	0	0	0	0							0
OTHER RESCUE	2019	1	0	0	0	2	1	0	0	0	0	0	0	4
	2020	0	0	0	0	0	0							0
PACOS ASSIGNMENT	2019	32	15	21	13	15	15	19	36	41	30	16	18	271
	2020	130	93	42	6	88	63							422
PARKING VIOLATION	2019	34	23	38	48	46	47	49	25	80	39	40	29	498
	2020	37	25	29	18	34	101							244
PISTOL PERMIT APPLICATION	2019	21	10	7	7	4	15	7	11	6	12	9	19	128
	2020	14	22	13	0	0	64							113
RECKLESS DRIVER	2019	19	26	25	25	45	21	30	30	38	33	33	31	356
	2020	29	18	27	14	27	29							144
RECOVERED PROPERTY	2019	20	8	14	10	16	18	20	17	26	11	17	12	189
	2020	19	10	13	18	21	22							103

		Jan	Feb	Mar	Apr	May	Jun	Jul	Aug	Sep	Oct	Nov	Dec	Total
RIOT	2019	0	0	0	0	0	0	0	0	0	0	0	0	0
	2020	0	0	0	0	0	0							0
ROAD HAZARD	2019	37	34	47	35	33	78	86	58	34	51	36	49	578
	2020	24	19	14	35	26	36							154
ROBBERY	2019	0	0	0	3	4	1	0	2	1	2	0	1	14
	2020	1	0	0	1	0	0							2
ROBBERY IN PROGRESS	2019	0	0	0	0	0	0	0	0	0	0	0	0	0
	2020	0	0	0	0	0	0							0
SEX VIOLATION	2019	0	0	1	0	1	1	1	0	1	0	1	1	7
	2020	0	1	1	0	0	0							2
SEX VIOLATION IN PROGRESS	2019	0	0	0	0	0	0	0	0	0	0	0	0	0
	2020	0	0	0	0	0	0							0
SHOPLIFTER	2019	17	14	21	10	22	16	23	15	19	30	22	23	232
	2020	31	31	24	14	21	30							151
STOLEN VEHICLE	2019	4	3	3	2	3	4	7	5	12	11	1	2	57
	2020	6	4	4	6	5	12							37
STOLEN VEHICLE ATTEMPT	2019	0	0	0	0	0	0	0	0	1	0	0	0	1
	2020	1	0	0	0	0	0							1
STOLEN VEHICLE IN PROGRESS	2019	0	0	0	0	0	0	0	0	0	0	0	0	0
	2020	0	0	0	0	0	0							0
STRUCTURE FIRE	2019	0	0	7	5	8	5	10	3	3	5	1	3	50
	2020	2	8	5	3	0	12							30
SUICIDE	2019	0	0	0	1	0	0	1	1	0	1	0	0	4
	2020	0	0	0	1	0	0							1
SUICIDE ATTEMPT	2019	0	0	2	0	0	0	2	1	2	1	0	1	9
	2020	1	1	0	0	1	1							4
SUICIDE THREAT	2019	4	4	7	1	4	6	4	1	6	3	4	4	48
	2020	6	4	5	3	3	4							25
SUSPICIOUS PERSON	2019	42	38	34	53	57	49	57	49	45	48	39	43	554
	2020	54	31	33	22	28	24							192
SUSPICIOUS VEHICLE	2019	29	28	19	23	25	16	17	22	23	27	21	28	278
	2020	19	24	21	22	18	16							120

		Jan	Feb	Mar	Apr	May	Jun	Jul	Aug	Sep	Oct	Nov	Dec	Total
TEST	2019	0	0	0	0	0	0	10	12	13	5	5	6	51
	2020	14	5	3	3	3	3							31
THEFT FROM MOTOR VEHICLE	2019	9	14	31	22	10	13	42	26	42	35	18	24	286
	2020	33	37	33	40	36	36							215
TRAFFIC CONTROL MALFUNCTION	2019	4	5	5	6	9	5	17	7	5	4	8	5	80
	2020	2	1	4	3	3	2							15
TRAIN ACCIDENT	2019	0	0	0	0	0	0	0	0	0	0	0	0	0
	2020	0	0	0	0	0	0							0
TRESPASSER	2019	7	8	12	11	9	14	7	3	6	7	8	13	105
	2020	5	10	10	26	7	17							75
UNKNOWN TROUBLE	2019	0	0	0	0	1	0	0	1	1	0	0	0	3
	2020	0	0	0	0	0	0							0
VANDALISM IN PROGRESS	2019	0	0	1	0	0	0	0	0	0	0	0	0	1
	2020	0	0	1	0	0	0							1
VANDALISM MISCELLANEOUS	2019	2	0	7	4	4	5	4	2	3	4	1	4	40
	2020	6	6	5	2	8	7							34
VANDALISM TO STRUCTURE	2019	1	3	1	0	1	0	4	2	0	2	2	1	17
	2020	1	1	2	0	3	1							8
VANDALISM TO VEHICLE	2019	3	1	1	3	5	4	3	7	5	8	9	6	55
	2020	8	7	6	2	4	3							30
VESSEL INSPECTION	2019	0	0	0	0	5	3	3	1	0	0	0	0	12
	2020	0	0	0	0	0	4							4
WATER RESCUE	2019	0	0	0	0	1	1	1	2	0	1	0	1	7
	2020	0	1	0	1	1	3							6
WIRES DOWN	2019	3	6	26	2	3	11	15	12	1	19	1	5	104
	2020	1	2	0	1	1	2							7